

NEOREST® WX

PURE LUXURY



EN

TOTO





BRAND STATEMENT

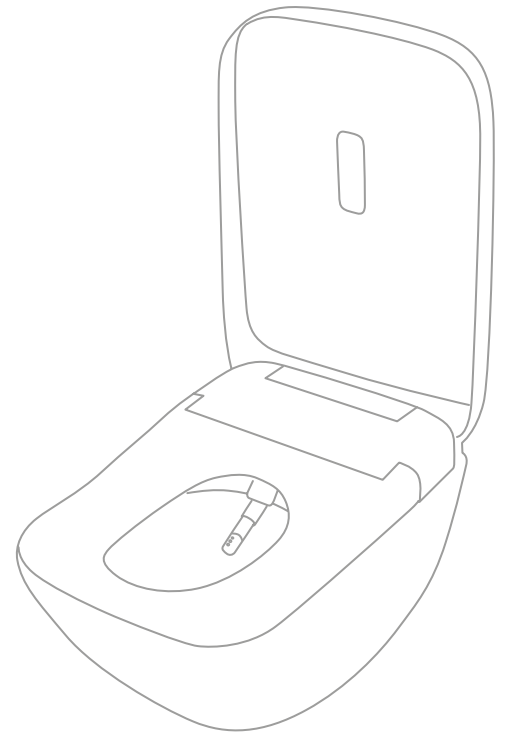
PURE LUXURY

**Visionary technology.
Exquisitely designed
for comfort and well-being.**

**Born of science and our belief
in everyday wellness to
rejuvenate body and mind.**

**NEOREST®. The only one.
A new form of pure luxury
brought to life.**





完璧 - THE JAPANESE ART OF PERFECTION

Perfection is a philosophy in many areas of life in Japan. This is reflected in people's everyday lives, how food is served or the perfect choreography that goes into a tea ceremony. It also plays a role in industry, where people follow the philosophy of Kaizen as a methodological concept in their work. At its heart is a striving for constant, never-ending improvement, optimisation and perfection.

NEOREST® WX follows this very same tradition. With over 40 years of WASHLET® production and over 60 million models sold, we have devoted all our experience and knowledge into this NEOREST®. It features all technologies from our latest WASHLET® generation in a design that cleverly conceals the state-of-the-art inner workings.



NEOREST® WX1

The new NEOREST® WX1 model is among TOTO's premium products featuring all of the familiar latest generation WASHLET® hygiene and comfort technologies.

PERFECTION IN DESIGN AND FUNCTION

The design is rounded and harmonious. From the outside, WASHLET® and the ceramic form a cohesive unit without corners and edges, as if created in a single mould.

No compromises were made to negatively impact either the design or technologies. The ceramic hides all the technical equipment, elegantly concealing the many special functions of NEOREST® WX1 from view.



NEOREST® WX1 WC with integrated WASHLET®

WASHLET® for NEOREST® WX1*
incl. remote control

Colour: White

Dimensions: 449 × 667 × 122 mm

Product code: TCF95180GEU

WC for NEOREST® WX1 wall-hung

washdown

Colour: White

Dimensions: 444 × 660 × 367 mm

Product code: CW927PZY



reddot winner 2023



CLEAN TECHNOLOGY



Read more about our technologies on our website eu.toto.com/en/technologies

CLEAN TECHNOLOGY

TOTO developed their own specialised technologies to achieve the ultimate clean. You can count on the best possible hygiene – with every use.




TORNADO FLUSH

A highly effective whirlpool of water thoroughly cleanses the toilet bowl without spraying.



CEFIONTECT

Ultra smooth, durable special glaze for a hygienic ceramic surface.




RIMLESS DESIGN

Ceramic toilet bowl without hard-to-reach areas along the top edge.



EWATER+ for the ceramic

Prevents dirt and waste from accumulating in the toilet bowl after every use.



EWATER+ for the wand jet

Bacteria-fighting EWATER+ automatically cleans the wand jet inside and out.




PREMIST

Fine mist of water sprayed onto the ceramic surface before use makes it more difficult for dirt and waste to stick.




COMFORT TECHNOLOGY

User-friendly features provide the greatest possible comfort, enable an absolute feel-good experience and increase the quality of life – bringing more well-being into people’s everyday lives.



AUTO FUNCTIONS




Sensors automatically raise and lower the lid when someone approaches NEOREST®.




WARM WATER NOZZLE




The precise, adjustable stream of water keeps you comfortably warm and clean.



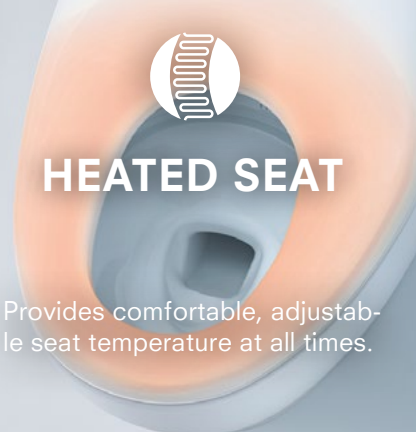
AUTO FUNCTIONS



Automatic, touch-free flush activates large or small flush based on time spent sitting.



HEATED SEAT




Provides comfortable, adjustable seat temperature at all times.



DEODORIZER



Air-cleaning activated charcoal filter system eliminates unpleasant odours during and after use.



DRYER



Adjustable dryer ensures comfort after warm-water cleansing.



FLOTATION TUB

Wellness meets the highest design standards

People all around the world know that Japan has an extraordinary bathing culture. Here, people clean more than just their bodies – they also cleanse their souls.

Relaxation for body and spirit

The inside of the tub has a special shape that puts the body in the position it would naturally assume if weightless. This is especially relaxing for muscles and joints.

Research shows that the position a person's body assumes in the ZERO DIMENSION bathtub reduces activity in the part of the brain responsible for speech. This very relaxing feeling is comparable to the effects of meditation.

Comfort features

- Water cascades around the height-adjustable neck pillow, keeping the shoulders comfortably warm
- Air jets massage the legs, promoting the feeling of weightlessness
- HYDROHANDS massage for the lower back
- Relaxing LED light
- Control panel in the bathtub makes it easy to use the different massage functions



FLOTATION TUB*

freestanding

Colour: white

Material:

Composite material (Galalato)

Dimensions:

2200 × 1050 × 785 mm

Product code:

PJYD2200PWEE#GW

Technologies:

ZERO DIMENSION
HYDROHANDS



reddot winner 2020

**VESSEL TL***

round

Colour: white**Material:** Linearceram**Dimensions:** 600 x 420 x 117 mm**Product code:** L4706E#XW**Technologies:**

CEFIONTECT

LINERCERAM

**VESSEL TL**

Highly durable ceramic in a delicate, slim-edge design

Less material, but just as durable: TOTO developed the truly unique LINEARCERAM technology for their washbasins.

LINEARCERAM makes it possible to achieve the same level of stability with less material. Combined with the special CEFIONTECT glaze, the thin-panelled ceramic unites minimalistic design with the high quality people associate with TOTO.

**AUTOFACET**

Elegant, curved design, with sensor-based activation for top hygiene

The sensor on our automatic faucet is nearly invisible at the end of the spout.

The highly sensitive sensor registers hand movements directly in front of the spout, which pours the right amount of water.

SOFT FLOW technology produces an especially gentle stream of water that slides gently over the hands, minimising splashing or spray. A sensor on the side of the faucet makes it easy to change the temperature.

**AUTOFACET*****Material:**

chrome

Dimensions:

658 x 190 x 236 mm

Product code: TLP01701G**Technologies:**

SOFT FLOW (3 l/min)

AUTO FUNCTIONS



Headquarters
TOTO Europe GmbH
Zollhof 2
40221 Düsseldorf
Germany

teu.info@toto.com
eu.toto.com

TOTO Europe GmbH
140-142 St. John Street
London EC1V 4UA
United Kingdom

T +44 (0)207 831 7544
teu.london@toto.com